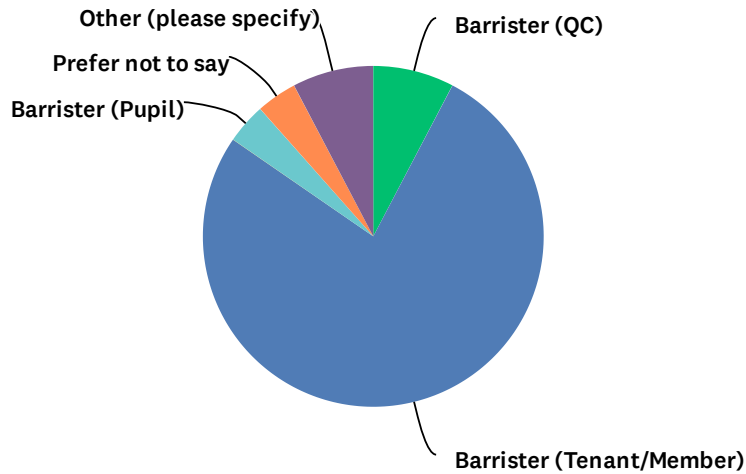


Q1 About you: If you are an authorised person for the purposes of the Legal Services Act 2007 (i.e. you hold a practising certificate issued by one of the approved regulators), please indicate your professional qualification(s) and role (tick all that apply if you are dual qualified and have a current practising certificate from more than one approved regulator):

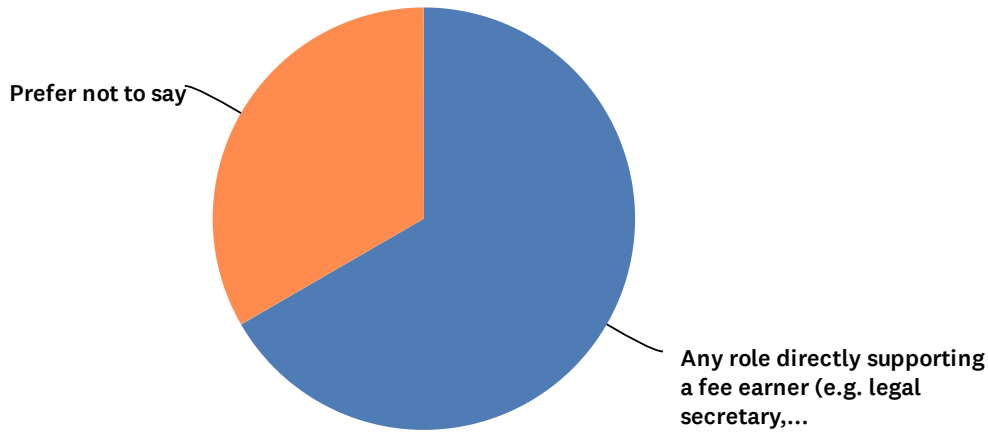
Answered: 26 Skipped: 4



ANSWER CHOICES	RESPONSES	
Barrister (QC)	7.69%	2
Barrister (Tenant/Member)	76.92%	20
Barrister (Associate Member)	0.00%	0
Barrister (Pupil)	3.85%	1
Prefer not to say	3.85%	1
Other (please specify)	7.69%	2
TOTAL		26

Q2 If you do not fall into any of the categories listed above, please indicate which of the following categories best fits your role

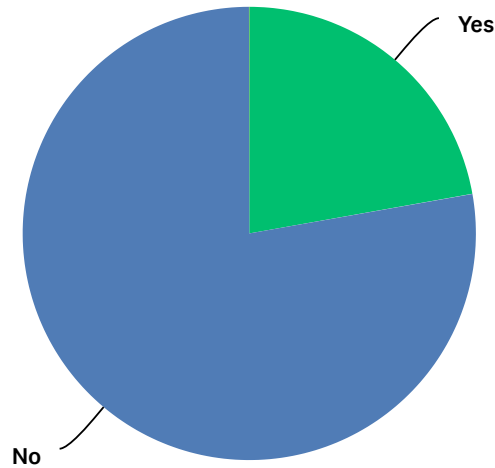
Answered: 9 Skipped: 21



ANSWER CHOICES	RESPONSES	
Any other fee earning role (trainee solicitor, legal executive (not Fellow), paralegal)	0.00%	0
Any role directly supporting a fee earner (e.g. legal secretary, administrator, barristers' clerk, practice manager, legal assistant, paralegal)	66.67%	6
A managerial role (eg Director, non-lawyer Partner, Chief Executive, Practice Director or similar, Head of Legal Practice (HoLP), Head of Finance & Administration (HofA) or similar)	0.00%	0
An IT/HR/other corporate services role	0.00%	0
Prefer not to say	33.33%	3
TOTAL		9

Q3 Your role in your organisation: Please note that this question applies to self-employed as well as employed persons. Do you have a share in the ownership of your organization (e.g. equity partner, shareholder)?

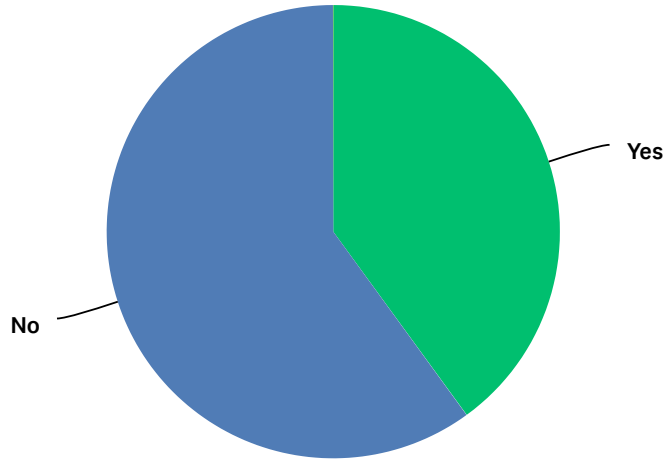
Answered: 27 Skipped: 3



ANSWER CHOICES	RESPONSES	
Yes	22.22%	6
No	77.78%	21
Prefer not to say	0.00%	0
TOTAL		27

Q4 Do you have the responsibility for supervising or managing the work of lawyers or other employees?

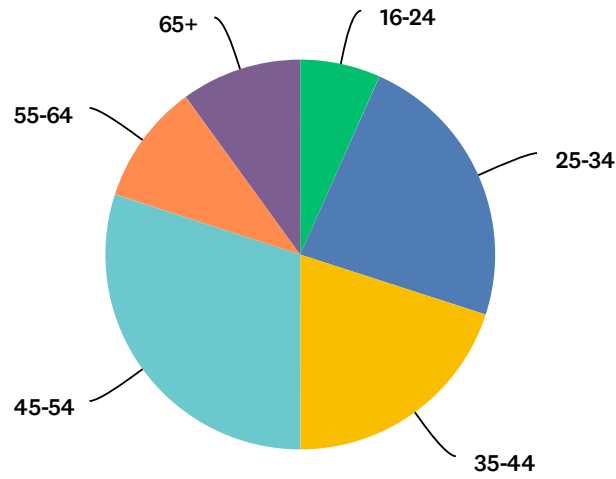
Answered: 30 Skipped: 0



ANSWER CHOICES	RESPONSES	
Yes	40.00%	12
No	60.00%	18
Prefer not to say	0.00%	0
TOTAL		30

Q5 Age: From the list of age bands below, please indicate the category that includes your current age in years

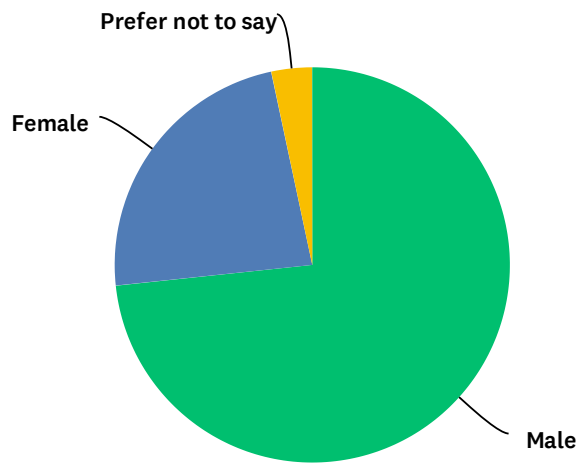
Answered: 30 Skipped: 0



ANSWER CHOICES	RESPONSES	
16-24	6.67%	2
25-34	23.33%	7
35-44	20.00%	6
45-54	30.00%	9
55-64	10.00%	3
65+	10.00%	3
Prefer not to say	0.00%	0
TOTAL		30

Q6 Gender: What is your gender

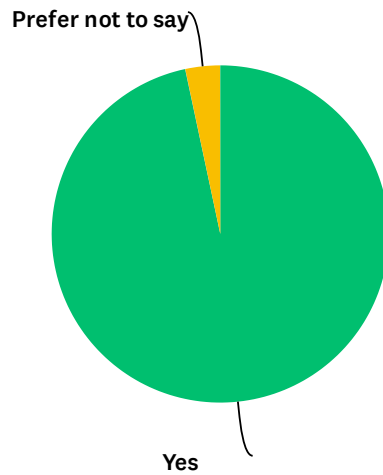
Answered: 30 Skipped: 0



ANSWER CHOICES	RESPONSES	
Male	73.33%	22
Female	23.33%	7
Prefer not to say	3.33%	1
TOTAL		30

Q7 Gender Identity: The following question is designed to gather trans data i.e. whether your gender identity and/or gender expression differs from your birth sex. A trans person may or may not seek to undergo gender reassignment treatment/surgery. Is your gender identity the same as the sex that you were assigned at birth?

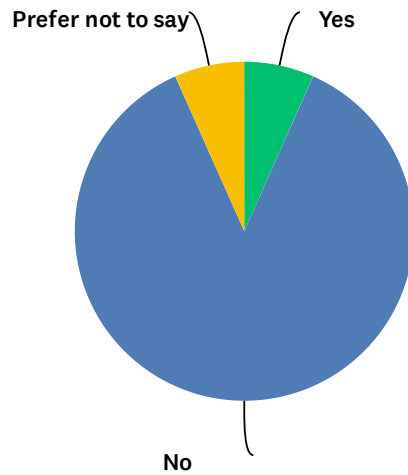
Answered: 30 Skipped: 0



ANSWER CHOICES	RESPONSES	
Yes	96.67%	29
No	0.00%	0
Prefer not to say	3.33%	1
TOTAL		30

Q8 Disability: The Equality Act 2010 generally defines a disabled person as someone who has a mental or physical impairment that has a substantial and long-term adverse effect on the person's ability to carry out normal day-to-day activities. Do you consider yourself to have a disability according to the definition in the Equality Act?

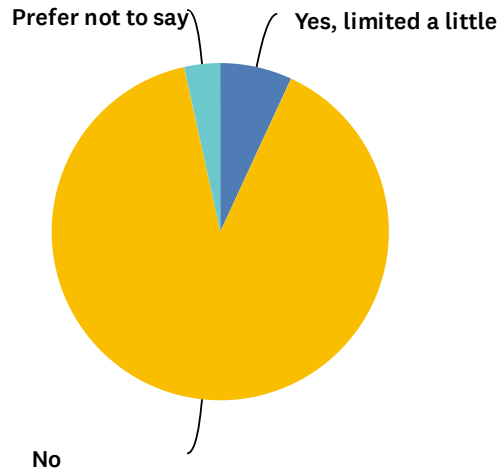
Answered: 30 Skipped: 0



ANSWER CHOICES	RESPONSES	
Yes	6.67%	2
No	86.67%	26
Prefer not to say	6.67%	2
TOTAL		30

Q9 Are your day-to-day activities limited because of your health problem or disability which has lasted, or is expected to last, at least 12 months?

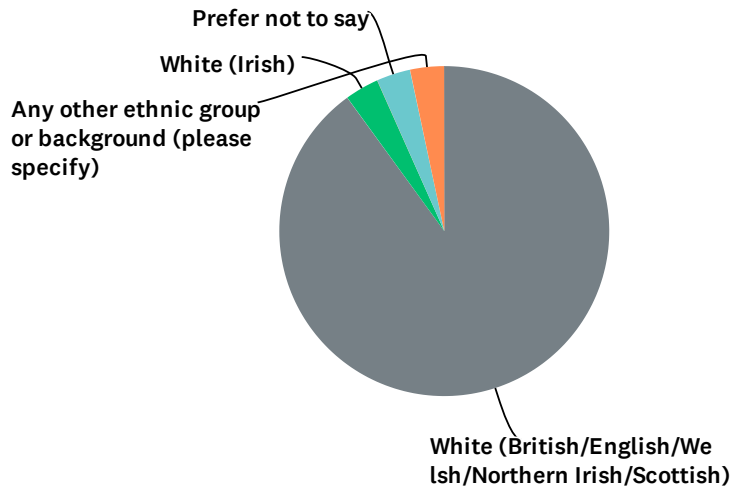
Answered: 29 Skipped: 1



ANSWER CHOICES	RESPONSES	
Yes, limited a lot	0.00%	0
Yes, limited a little	6.90%	2
No	89.66%	26
Prefer not to say	3.45%	1
TOTAL		29

Q10 Ethinc Group: What is your ethnic group?

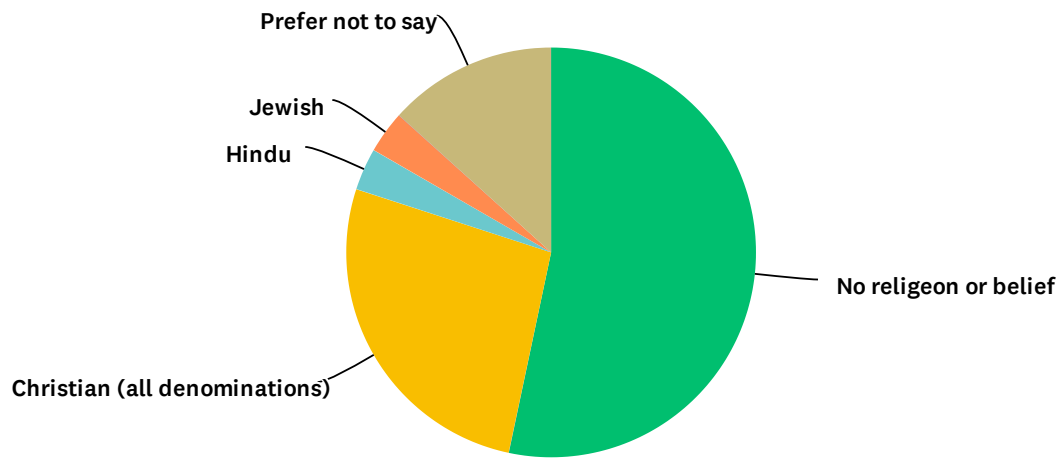
Answered: 30 Skipped: 0



ANSWER CHOICES	RESPONSES	
Asian/Asian British (Bangladeshi)	0.00%	0
Asian/Asian British (Chinese)	0.00%	0
Asian/Asian British (Indian)	0.00%	0
Asian/Asian British (Pakistani)	0.00%	0
Black/Black British (African)	0.00%	0
Black/Black British (Caribbean)	0.00%	0
Mixed White and Asian	0.00%	0
Mixed White and Black African	0.00%	0
Mixed White and Chinese	0.00%	0
White (British/English/Welsh/Northern Irish/Scottish)	90.00%	27
White (Irish)	3.33%	1
White (Gypsy or Irish Traveller)	0.00%	0
Arab	0.00%	0
Prefer not to say	3.33%	1
Any other ethnic group or background (please specify)	3.33%	1
TOTAL		30

Q11 Religion or Belief: What is your religion or belief?

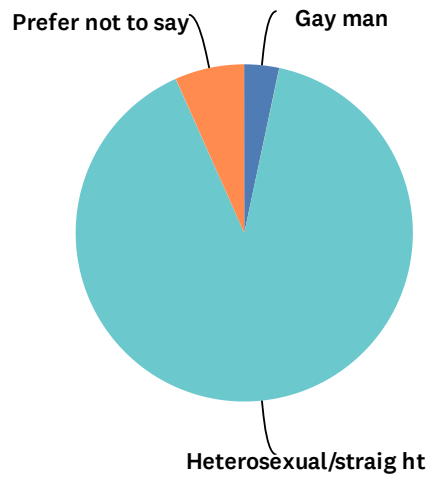
Answered: 30 Skipped: 0



ANSWER CHOICES	RESPONSES	
No religion or belief	53.33%	16
Buddhist	0.00%	0
Christian (all denominations)	26.67%	8
Hindu	3.33%	1
Jewish	3.33%	1
Muslim	0.00%	0
Sikh	0.00%	0
Prefer not to say	13.33%	4
Any other religion or belief (please specify)	0.00%	0
TOTAL		30

Q12 Sexual Orientation: What is your sexual orientation?

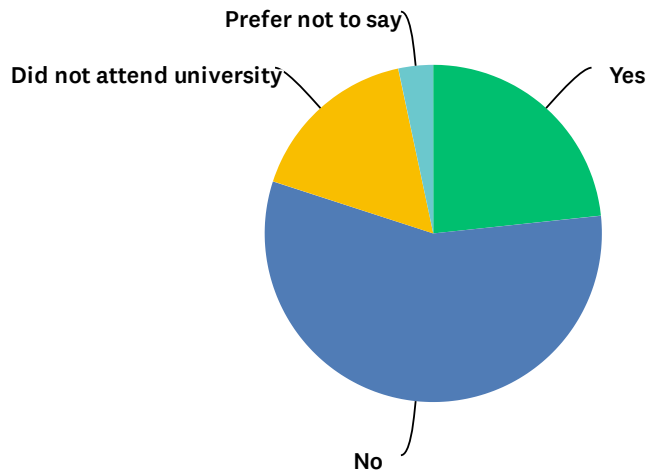
Answered: 30 Skipped: 0



ANSWER CHOICES	RESPONSES	
Bisexual	0.00%	0
Gay man	3.33%	1
Gay woman/lesbian	0.00%	0
Heterosexual/straight	90.00%	27
Prefer not to say	6.67%	2
Other (please specify)	0.00%	0
TOTAL		30

Q13 Socio-economic background: If you went to university (to study a BA, BSc course or higher), were you part of the first generation of your family to do so?

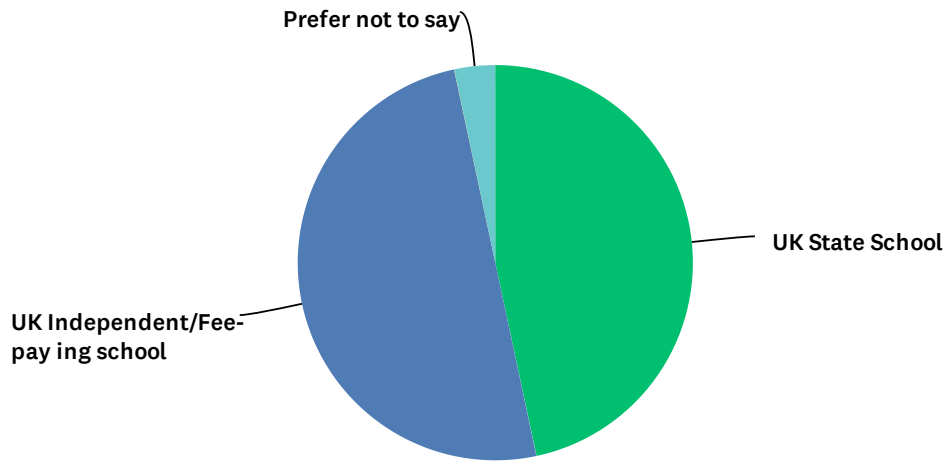
Answered: 30 Skipped: 0



ANSWER CHOICES	RESPONSES	
Yes	23.33%	7
No	56.67%	17
Did not attend university	16.67%	5
Prefer not to say	3.33%	1
TOTAL		30

Q14 Did you mainly attend a state or fee-paying school between the ages 11 - 18?

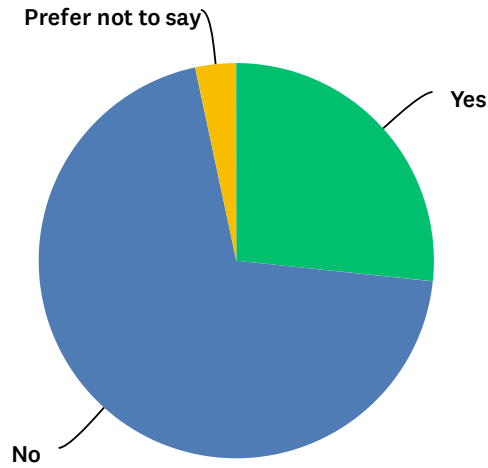
Answered: 30 Skipped: 0



ANSWER CHOICES	RESPONSES	
UK State School	46.67%	14
UK Independent/Fee-paying school	50.00%	15
Attend school outside the UK	0.00%	0
Prefer not to say	3.33%	1
TOTAL		30

Q15 Caring Responsibilites: Are you a primary carer for a child under 18?

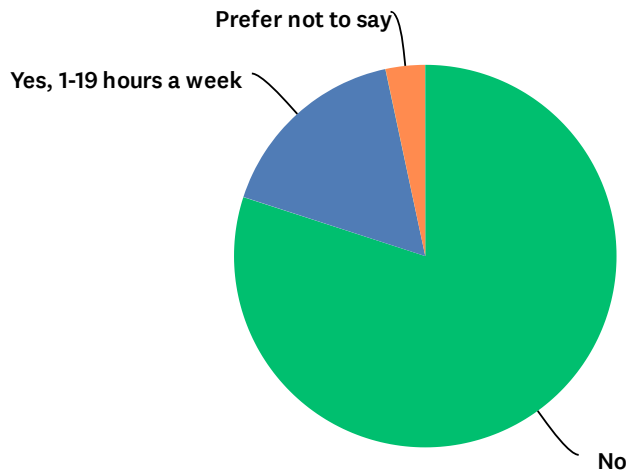
Answered: 30 Skipped: 0



ANSWER CHOICES	RESPONSES	
Yes	26.67%	8
No	70.00%	21
Prefer not to say	3.33%	1
TOTAL		30

Q16 Do you look after, or give any help or support to family members, friends, neighbours or others because of either:- Long-term physical or mental ill-health/disability- Problems related to old age?

Answered: 30 Skipped: 0



ANSWER CHOICES	RESPONSES	
No	80.00%	24
Yes, 1-19 hours a week	16.67%	5
Yes, 20-49 hours a week	0.00%	0
Yes, 50 or more hours a week	0.00%	0
Prefer not to say	3.33%	1
TOTAL		30